






1. Print on card stock paper
2. Cut out around edge
3. Glue tab inside hat or cut a hole to stick tab through.
4. staple elastic on both sides of hat to fit around child's chin or staple string on both sides to tie under chin.



fold under and glue or tape

PARTY HAT