


Love is full of Wonder



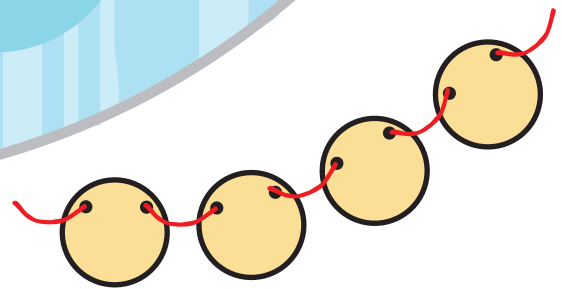

Banner

Best when printed on 110lb cardstock.

Cut around each banner piece and assemble like example and enjoy!

Little Shannie's  ©

familyshoppingbag.com



Punch a hole in each upper side of your banner piece. Place string through holes to make your full banner. My favorite is to tie between each with ribbon, a cute little bow adds extra cuteness. Pick themed ribbon for a themed design.